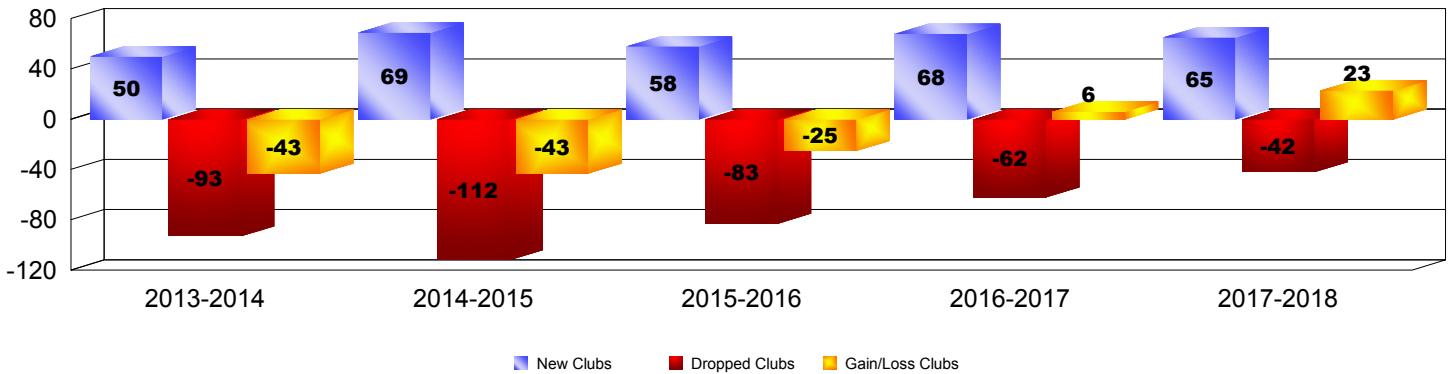
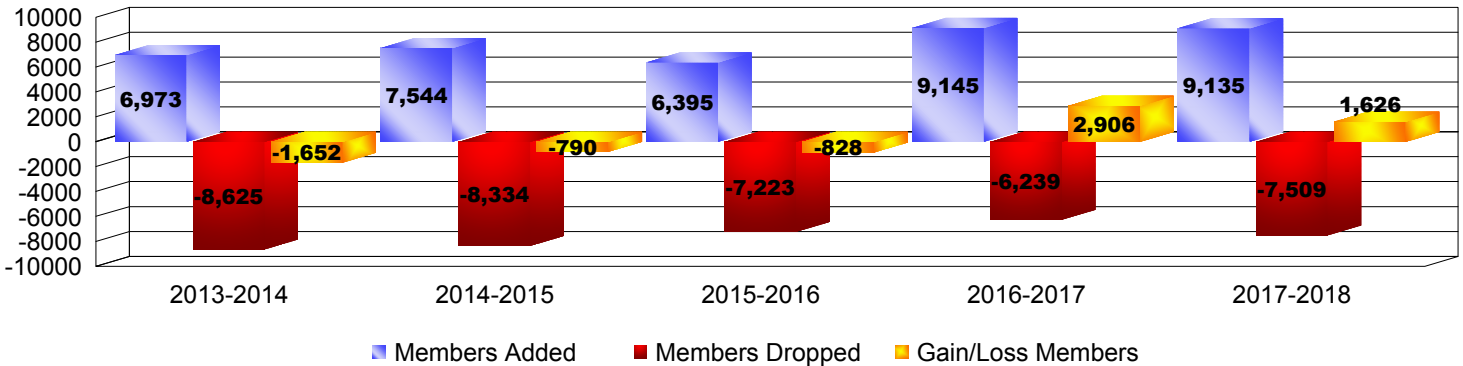


Year	New Clubs	Dropped Clubs	Gain/Loss Clubs	New Members	Charter Members	Reinstate Members	Transfer Members	Total Member Added	Total Members Dropped	Gain/Loss Members
2013-2014	50	-93	-43	3535	1936	1277	225	6973	-8625	-1652
2014-2015	69	-112	-43	4036	2229	1095	184	7544	-8334	-790
2015-2016	58	-83	-25	3174	1988	951	282	6395	-7223	-828
2016-2017	68	-62	6	5952	2107	836	250	9145	-6239	2906
2017-2018	65	-42	23	6438	1859	671	167	9135	-7509	1626
Average	62	-78	-16	4627	2024	966	222	7838	-7586	252

Clubs




Members



Membership Composition

June 2018 Cumulative



Gender Comparison

June 2018 Cumulative

